



**INFORME EJECUCION DE INGRESOS - SECTOR DESCENTRALIZADO**

**CONTRALORIA GENERAL DE ANTIOQUIA**  
 Unidad de Contabilidad Presupuestal y del Tesoro  
 I.E. REPUBLICA DE URUGUAY


Hoja No 1 de 1  
 Fecha: 12/05/2021  
 Mes Reportado: Abril  
 Vigencia Fiscal:


NIVEL	DESCRIPCION	PRESUPUESTO INICIAL	MODIFICACIONES				PRESUPUESTO DEFINITIVO	RECAUDO MES	RECAUDOS ACUMULADOS	SALDO	%EJECUCION
			ADICIONES	REDUCCIONES	CREDITOS	CONTRA CREDITOS					
05	CASTILLA	123,300,546	60,124,635				183,425,181	7,307	169,560,596	13,864,585	0.00%
05920	920	123,300,546	60,124,635				183,425,181	7,307	169,560,596	13,864,585	0.00%
059200514	ALFONSO LOPEZ	123,300,546	60,124,635				183,425,181	7,307	169,560,596	13,864,585	0.00%
05920051410500100549	INSTITUCION EDUCATIVA REPUBLI	123,300,546	60,124,635				183,425,181	7,307	169,560,596	13,864,585	0.00%
05920051410500100549	INGRESOS	123,300,546	60,124,635				183,425,181	7,307	169,560,596	13,864,585	0.00%
05920051410500100549	INGRESOS CORRIENTES	123,252,446					123,252,446		109,423,230	13,829,216	0.00%
05920051410500100549	INGRESOS OPERACIONALES	12,360,000					12,360,000		128,000	12,232,000	0.00%
05920051410500100549	Ingresos por Contrato de Concesión	12,000,000					12,000,000			12,000,000	0.00%
05920051410500100549	Certificados egresados por fuera del siste	360,000					360,000		128,000	232,000	0.00%
05920051410500100549	INGRESOS SGP GRATUIDAD	110,892,446					110,892,446		109,295,230	1,597,216	0.00%
05920051410500100549	Transferencias Nacionales SGP Gratuida	110,892,446					110,892,446		109,295,230	1,597,216	0.00%
05920051410500100549	RECURSOS DE CAPITAL	48,100	60,124,635				60,172,735	7,307	60,137,366	35,369	0.01%
05920051410500100549	RECURSOS DEL BALANCE		60,124,635				60,124,635		60,124,635		0.00%
05920051410500100549	Otros Recursos del Balance recursos pro		11,397,158				11,397,158		11,397,158		0.00%
05920051410500100549	Otros Recursos del Balance SGP		48,727,477				48,727,477		48,727,477		0.00%
05920051410500100549	INGRESOS FINANCIEROS	48,100					48,100	7,307	12,731	35,369	15.19%
05920051410500100549	Rendimientos de operaciones financiera:	9,100					9,100	503	1,456	7,644	5.53%
05920051410500100549	Rendimientos de operaciones financiera:	39,000					39,000	6,804	11,275	27,725	17.45%

  
 Simon Enrique Ibárguen Palacios  
 RECTOR

  
 JOHN FERNADO VILLEGAS MUÑOZ  
 TESORERO

RECURSOS ADMINISTRADOS <input checked="" type="checkbox"/>		RECURSOS DE LA NACIÓN <input type="checkbox"/>												
IDENTIFICACION PRESUPUESTAL	DESCRIPCIÓN	APROPIACION INICIAL	MODIFICACIONES			APROPIACION DEFINITIVA	COMPROMISOS	OBLIGACIONES	PAGOS	SALDO COMPROMISOS	SALDO OBLIGACIONES	SALDO APROPIACION	%EJEC	
			TRASLADOS		ADICIONES									REDUCCIONES
			CREDITOS	CONTRACRE										
05	CASTILLA	123,300,546			60,124,635	183,425,181	68,894,656	61,694,656	60,794,656	7,200,000	900,000	114,530,525	37.56%	
05920	920	123,300,546			60,124,635	183,425,181	68,894,656	61,694,656	60,794,656	7,200,000	900,000	114,530,525	37.56%	
059200514	ALFONSO LOPEZ	123,300,546			60,124,635	183,425,181	68,894,656	61,694,656	60,794,656	7,200,000	900,000	114,530,525	37.56%	
059200514105001005495	INSTITUCION EDUCA	123,300,546			60,124,635	183,425,181	68,894,656	61,694,656	60,794,656	7,200,000	900,000	114,530,525	37.56%	
0592005141050010054952	GASTOS	123,300,546			60,124,635	183,425,181	68,894,656	61,694,656	60,794,656	7,200,000	900,000	114,530,525	37.56%	
05920051410500100549521	GASTOS DE FUNCION	70,269,100			29,667,678	99,936,778	37,779,078	30,579,078	29,679,078	7,200,000	900,000	62,157,700	37.80%	
05920051410500100549521	GASTOS DE PERSONA	15,700,000			100,000	15,800,000	10,800,000	3,600,000	2,700,000	7,200,000	900,000	5,000,000	68.35%	
05920051410500100549521	Remuneración servicios t	5,000,000				5,000,000						5,000,000	0.00%	
05920051410500100549521	Prestación de servicios pr	10,700,000			100,000	10,800,000	10,800,000	3,600,000	2,700,000	7,200,000	900,000		100.00%	
05920051410500100549521	GASTOS GENERALES	54,569,100			29,567,678	84,136,778	26,979,078	26,979,078	26,979,078			57,157,700	32.07%	
05920051410500100549521	Compra de Equipos	2,369,100				2,369,100						2,369,100	0.00%	
05920051410500100549521	Compra de Equipos	8,000,000			18,170,520	26,170,520	18,129,428	18,129,428	18,129,428			8,041,092	69.27%	
05920051410500100549521	Materiales y suministros				11,397,158	11,397,158						11,397,158	0.00%	
05920051410500100549521	Materiales y suministros	35,200,000				35,200,000	8,849,650	8,849,650	8,849,650			26,350,350	25.14%	
05920051410500100549521	Impresos y publicaciones	5,000,000				5,000,000						5,000,000	0.00%	
05920051410500100549521	Comisión Bancaria	2,000,000				2,000,000						2,000,000	0.00%	
05920051410500100549521	Comisión Bancaria	2,000,000				2,000,000						2,000,000	0.00%	
05920051410500100549522	GASTOS DE INVERSI	53,031,446			30,456,957	83,488,403	31,115,578	31,115,578	31,115,578			52,372,825	37.27%	
05920051410500100549522	PROYECTOS DE FORTI	27,000,000				27,000,000						27,000,000	0.00%	
05920051410500100549522	Transporte Escolar	2,000,000				2,000,000						2,000,000	0.00%	
05920051410500100549522	Actividades pedagógicas,	10,000,000				10,000,000						10,000,000	0.00%	
05920051410500100549522	Dotacion institucional de	5,000,000				5,000,000						5,000,000	0.00%	
05920051410500100549522	Dotacion institucional de	10,000,000				10,000,000						10,000,000	0.00%	
05920051410500100549522	PROYECTOS DE INFR	26,031,446			30,456,957	56,488,403	31,115,578	31,115,578	31,115,578			25,372,825	55.08%	
05920051410500100549522	Mantenimiento de infraes	3,000,000				3,000,000						3,000,000	0.00%	
05920051410500100549522	Mantenimiento de infraes	23,031,446			30,456,957	53,488,403	31,115,578	31,115,578	31,115,578			22,372,825	58.17%	

  
 Simon Enrique Ibarguen Palacios  
 RECTOR

  
 JOHN FERNANDO VILLEGAS MUÑOZ  
 TESORERO